



Mundaring DiscGolfPark



Aussie Open²⁰¹⁷ DISC GOLF

Hole Distance and Par

Hole Number	1	2	3	4	5	6	7	8	9	Out	10	11	12	13	14	15	16	17	18	In	Total
Par	4	4	3	4	3	4	4	3	3	32	4	4	4	3	4	3	5	3	3	33	65
Distance (m)	225	200	115	150	100	190	175	90	120	1365	180	185	255	80	235	120	375	120	95	1645	3010



Gold / Professional Tees

Legend

- Trees
- Basket
- Pro Tee Pad
- Rec Tee Pad
- Hole Number
- OB Lines
- Golf Green (OB)
- Mandatory
- Parking
- Creek / Road (OB)
- Drop Zone



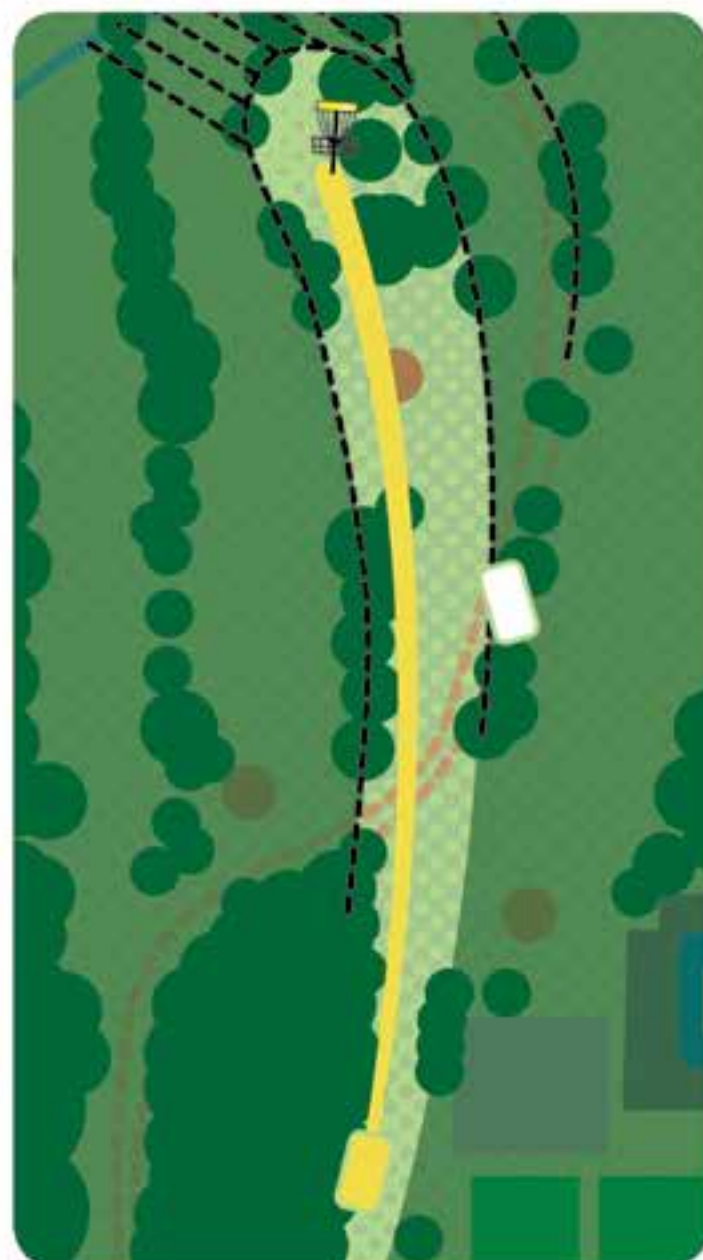


Mundaring DiscGolfPark

1

PAR 4
225M

! PLEASE BE AWARE OF
OTHER COURSE USERS
BEFORE YOU THROW



HOLE DESCRIPTION:

The journey begins at the top of the hill next to the clubhouse with a downhill dog leg with OB playing an important part. The fairway tightens around the basket.

Aussie
Open²⁰¹⁷
DISC GOLF

HOLE 1

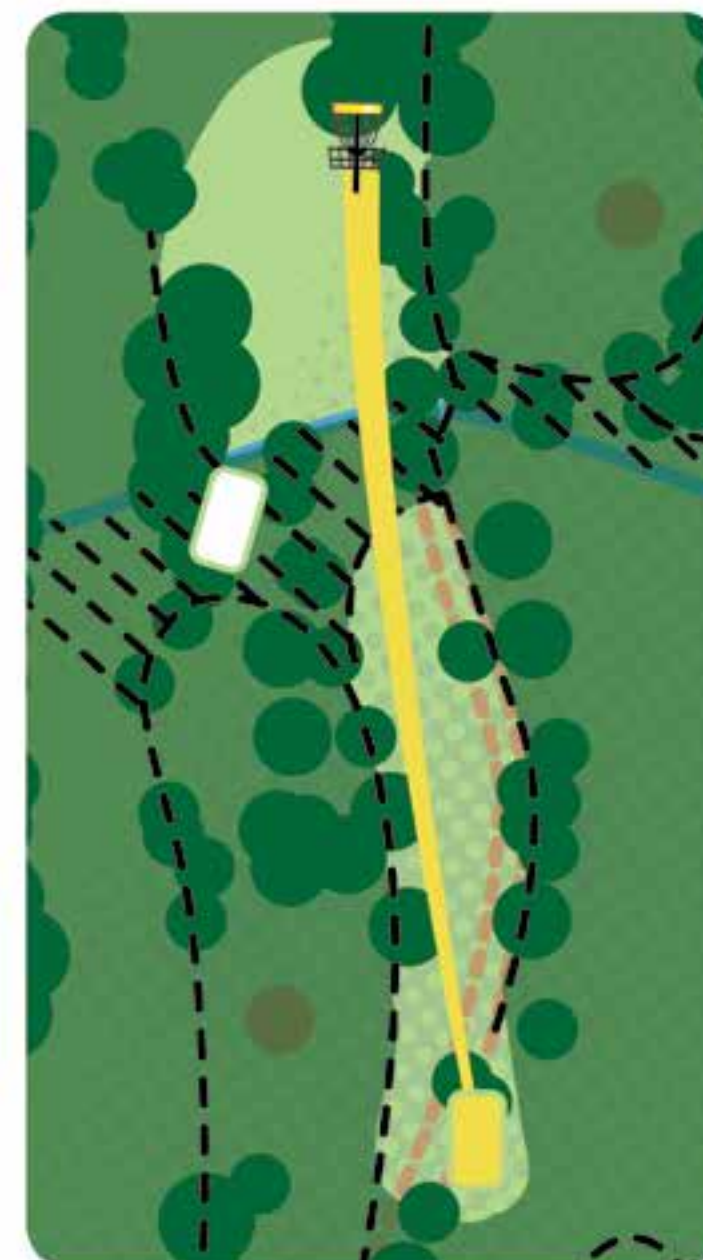


Mundaring DiscGolfPark

2

PAR 4
200M

! PLEASE BE AWARE OF
OTHER COURSE USERS
BEFORE YOU THROW



HOLE DESCRIPTION:

Another big downhill throw from the tee forces big arms to play safe or go for it risking OB in the creek. Across the creek the hole climbs slightly to the basket.

Aussie
Open²⁰¹⁷
DISC GOLF

HOLE 2




Mundaring DiscGolfPark

3

PAR 3
115 M

! PLEASE BE AWARE OF
OTHER COURSE USERS
BEFORE YOU THROW



Aussie
Open 2017
DISC GOLF

3

HOLE



Mundaring DiscGolfPark

4

PAR 4
150 M

! PLEASE BE AWARE OF
OTHER COURSE USERS
BEFORE YOU THROW



Aussie
Open 2017
DISC GOLF

4

HOLE

HOLE DESCRIPTION:

This hole plays uphill across an open fairyway. The basket is behind an OB golf green which can make a shot at birdie risky.

HOLE DESCRIPTION:

Off the tee, hole 4 is a tunnel shot that slopes slightly uphill, the landing zone is critical. A choice of fairways in the woods forces players to choose either a hyzer or anhyzer approach to the basket.

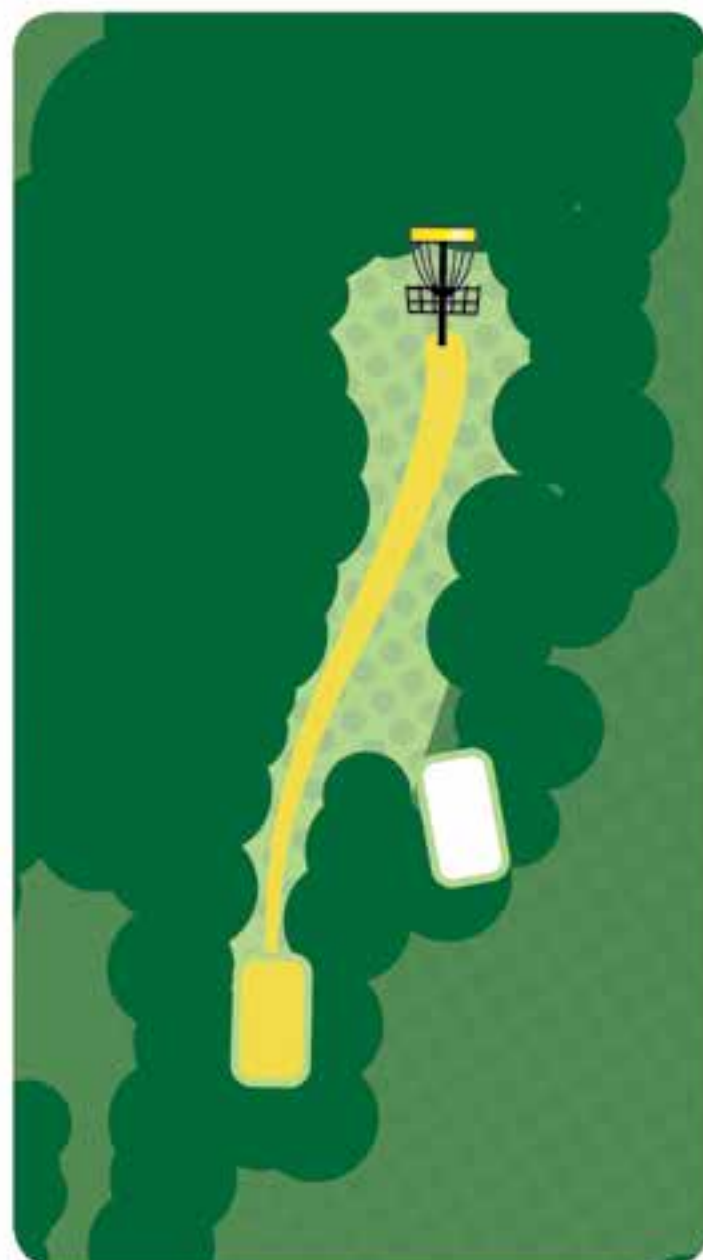


Mundaring DiscGolfPark

5

PAR 3
100M

! PLEASE BE AWARE OF
OTHER COURSE USERS
BEFORE YOU THROW



LENGTH: 100 M HEIGHT DIFFERENCE: 0.5 M



HOLE DESCRIPTION:

A S-curve shot in the woods will reward RHBH throwers off the tee, but hitting a tree will mean navigating the Aussie bush and animals.

Aussie
Open 2017
DISC GOLF

HOLE 5



Mundaring DiscGolfPark

6

PAR 4
190M

! PLEASE BE AWARE OF
OTHER COURSE USERS
BEFORE YOU THROW



LENGTH: 190 M HEIGHT DIFFERENCE: 0.5 M



HOLE DESCRIPTION:

This long hyzer hole has a large OB area in the middle of the fairway which forces players to go big or play for position off the tee. The approach to the basket narrows through the bush.

Aussie
Open 2017
DISC GOLF

HOLE 6



Mundaring DiscGolfPark

7

PAR 4
175M

! PLEASE BE AWARE OF
OTHER COURSE USERS
BEFORE YOU THROW



LENGTH: 175 M HEIGHT DIFFERENCE: 0.5 M



HOLE DESCRIPTION:

A tight tunnel leads to this right turning hole, a good shot will see players in the best position for their approach. A long narrow fairyway meets your approach shot.

Aussie
Open 2017
DISC GOLF

HOLE 7

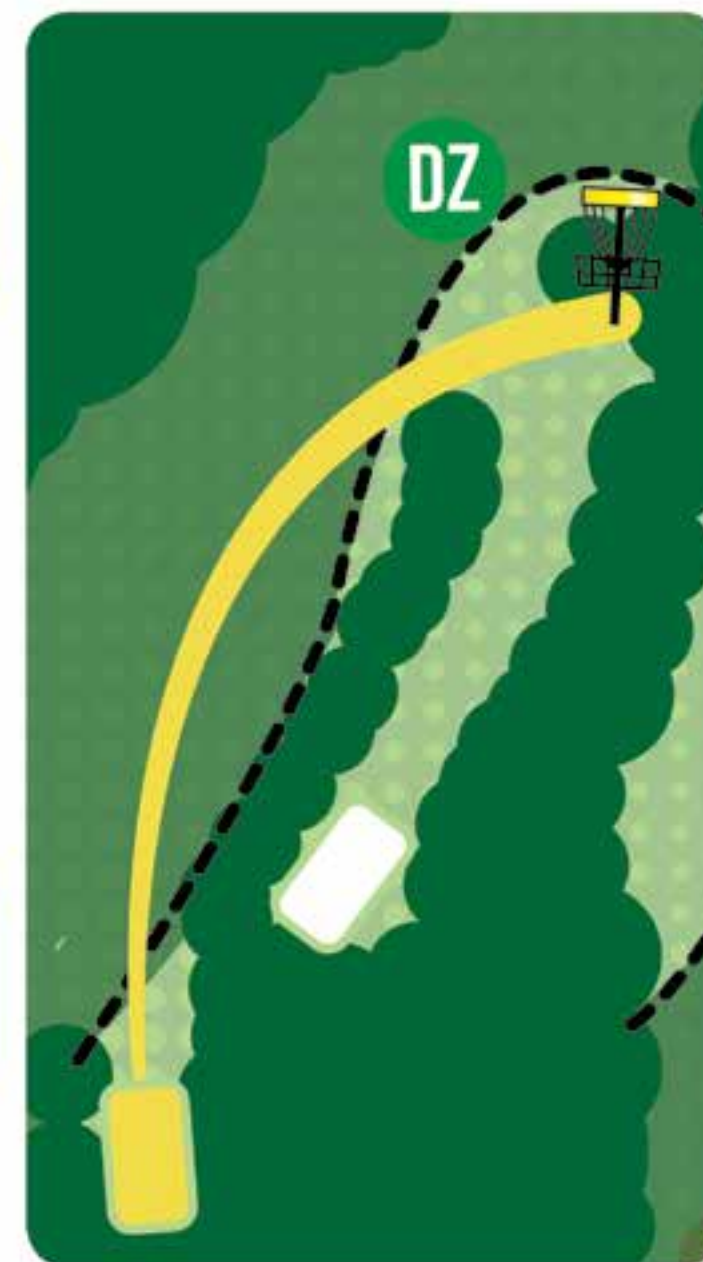


Mundaring DiscGolfPark

8

PAR 3
90M

! PLEASE BE AWARE OF
OTHER COURSE USERS
BEFORE YOU THROW



LENGTH: 90 M HEIGHT DIFFERENCE: 1 M



HOLE DESCRIPTION:

Hole 8 forces players to trust their disc having to navigate over OB to find the safety of the green. Confidence is the key to this short hole.

Aussie
Open 2017
DISC GOLF

HOLE 8



Mundaring DiscGolfPark

9

PAR 3
120M

! PLEASE BE AWARE OF
OTHER COURSE USERS
BEFORE YOU THROW



Aussie
Open 2017
DISC GOLF

HOLE 9



Mundaring DiscGolfPark

10

PAR 4
180M

! PLEASE BE AWARE OF
OTHER COURSE USERS
BEFORE YOU THROW



Aussie
Open 2017
DISC GOLF

HOLE 10

HOLE DESCRIPTION:

A downhill slight left hole throw that is reachable from the tee, but requires control as the basket is protected on both side by OB.

HOLE DESCRIPTION:

This hole plays uphill requiring a long, controlled S-curve between OBs to set up for a look at an approach. The approach shot follows a narrow wooded fairway to the basket.

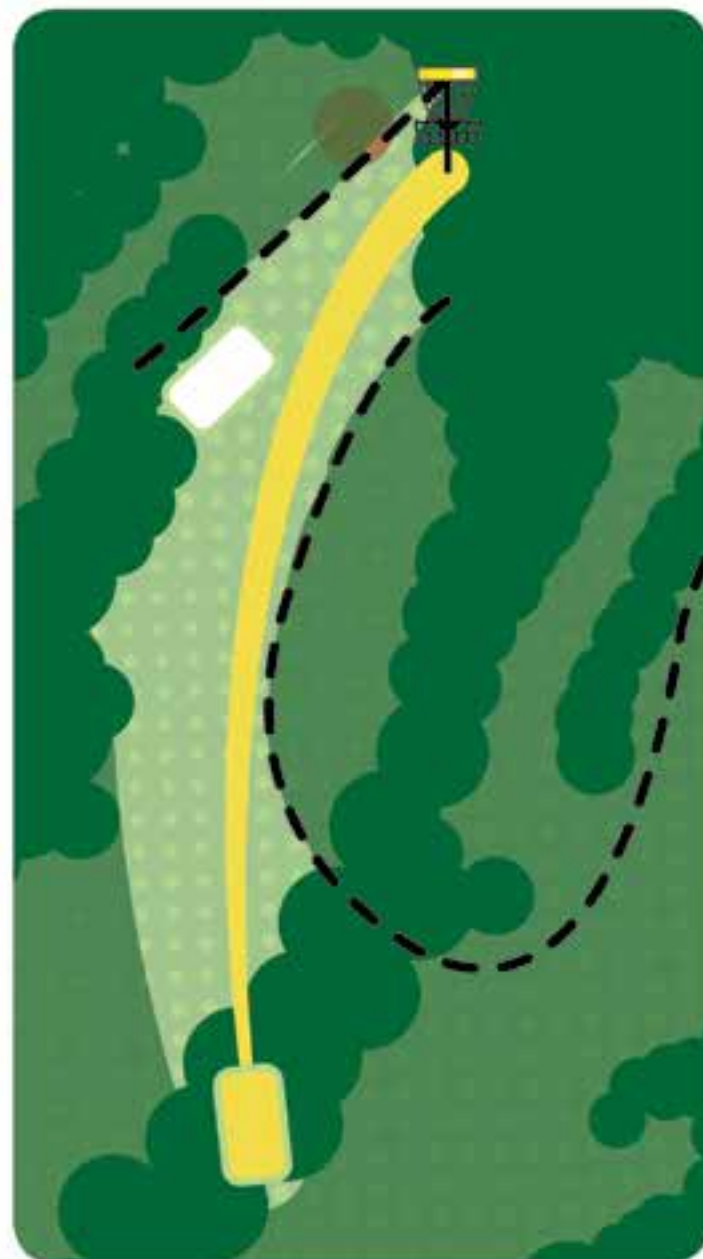


Mundaring DiscGolfPark

11

PAR ④
185M

! PLEASE BE AWARE OF
OTHER COURSE USERS
BEFORE YOU THROW



LENGTH 185 M HEIGHT DIFFERENCE: 1 M



Aussie
Open 2017
DISC GOLF

HOLE 11



Mundaring DiscGolfPark

12

PAR ④
255M

! PLEASE BE AWARE OF
OTHER COURSE USERS
BEFORE YOU THROW



LENGTH 225 M HEIGHT DIFFERENCE: 10.5 M



Aussie
Open 2017
DISC GOLF

HOLE 12

HOLE DESCRIPTION:

Hole 11 requires control off the tee to find the safe landing zone. Go big with a roller and you run the risk of losing a stroke. The basket is tucked into the Jarrah and Gum trees.

HOLE DESCRIPTION:

Hole 12 can easily be a player's favourite or least favourite hole on the course. A long tunnel shot leads into an open fairway. From here you will need to control a downhill anyzer to find the safety of the green which is portected by OB on all sides.



Mundaring DiscGolfPark

13

PAR ③
80M

! PLEASE BE AWARE OF
OTHER COURSE USERS
BEFORE YOU THROW



LENGTH: 80 M HEIGHT DIFFERENCE: 7 M

Aussie Open 2017
DISC GOLF

HOLE 13

HOLE DESCRIPTION:

Hole 13 is the shortest hole on the course and should see plenty of birdies and maybe an ace. But players running at the basket run the risk of OB.



Mundaring DiscGolfPark

14

PAR ④
235M

! PLEASE BE AWARE OF
OTHER COURSE USERS
BEFORE YOU THROW



LENGTH: 235 M HEIGHT DIFFERENCE: 7 M

Aussie Open 2017
DISC GOLF

HOLE 14

HOLE DESCRIPTION:

Hole 14 is a long straight downhill shot that will see discs fly off the tee. The approach to the basket has much more danger, with lots of OB around the basket located behind an OB golf green.



Mundaring DiscGolfPark

15

PAR 3
120M

! PLEASE BE AWARE OF
OTHER COURSE USERS
BEFORE YOU THROW



LENGTH: 120 M HEIGHT DIFFERENCE: 5 M



HOLE DESCRIPTION:

A natural hyzer toss for righties, the fairway drops slightly and slopes towards the basket, with a fast green you run the risk of skipping into danger.

Aussie Open 2017
DISC GOLF

HOLE 15



Mundaring DiscGolfPark

16

PAR 5
375M

! PLEASE BE AWARE OF
OTHER COURSE USERS
BEFORE YOU THROW



LENGTH: 375 M HEIGHT DIFFERENCE: 18.5 M



HOLE DESCRIPTION:

Just short of a quarter mile, the only par 5 on the course gives everyone the opportunity to grip and rip! Big arms will certainly reign supreme on this hole, but the closer to the basket you get the more control is required to stay safe.

Aussie Open 2017
DISC GOLF

HOLE 16



Mundaring DiscGolfPark

17

PAR 3
120M

! PLEASE BE AWARE OF
OTHER COURSE USERS
BEFORE YOU THROW



LENGTH: 120 M HEIGHT DIFFERENCE: 4.5 M



HOLE DESCRIPTION:

A steep downhill throw off the tee, hole 17 provides another shot at risk vs. reward. The basket is reachable for pros just across the creek on the left side of the fairyway.

Aussie
Open 2017
DISC GOLF

HOLE 17



Mundaring DiscGolfPark

18

PAR 3
95M

! PLEASE BE AWARE OF
OTHER COURSE USERS
BEFORE YOU THROW



LENGTH: 95 M HEIGHT DIFFERENCE: 6.5 M



HOLE DESCRIPTION:

Before getting back to the clubhouse, the players must navigate this uphill Island hole in front of spectators. Birdies and bogies are likely to finish the round for many players.

Aussie
Open 2017
DISC GOLF

HOLE 18



QUALITY RESORT SORRENTO BEACH

SORRENTO BEACH

HILLARYS BOAT HARBOUR

SORRENTO